

# Design, Implementation and Evaluation of Core/Periphery-based Network-oriented Mixed Reality Services

Shiori Takagi ✉ [ Osaka University | [s-takagi@ist.osaka-u.ac.jp](mailto:s-takagi@ist.osaka-u.ac.jp) ]

Shin'ichi Arakawa [ Osaka University | [arakawa@ist.osaka-u.ac.jp](mailto:arakawa@ist.osaka-u.ac.jp) ]

Masayuki Murata [ Osaka University | [murata@ist.osaka-u.ac.jp](mailto:murata@ist.osaka-u.ac.jp) ]

✉ Graduate School of Information Science and Technology, Osaka University, 1-5 Yamadaoka, Suita, Osaka, 565-0871, Japan.

Received 27 August 2021 • Accepted 17 January 2022 • Published 21 February 2022

## Abstract

Many new network-oriented services have been developed in recent years, and Multi-access Edge Computing (MEC) has been standardized to improve the responsiveness of services. When deploying services in a MEC environment, it is necessary to consider a service structure that can flexibly switch service behaviors to meet various user requests and that can change service behaviors according to the real-world environment at a low implementation cost. In this paper, we introduce a core/periphery structure for service components, which is known as a model for flexible behavior in biological systems, and design and implement a network-oriented mixed reality service based on this structure. We investigate what kinds of functions should be developed to accommodate user requests in conjunction with various types of devices and real-world environments in which users and devices are located. To utilize the flexibility of a core/periphery structure, we regard core functions as those whose behaviors remain unchanged even when there are changes in user requests or the environment. In contrast, peripheral functions are those whose behaviors can change under such circumstances. Experiments reveal that implementation costs are reduced while retaining increases in service response time to less than 31 ms. These results show that taking advantage of a core/periphery structure allows appropriate division of service functions and placement of functions in a MEC environment, with only small penalties on latency and at a low implementation cost.

**Keywords:** Core/Periphery Structure, Multi-access Edge Computing (MEC), Mixed Reality (MR), Telexistence Service, Network Robot

## 1 Introduction

Many new network-oriented services have arisen with development of the Internet of things (IoT), and information networks are rapidly changing. Using these new services, we can send real-world information from cameras and sensors to the cloud, or perform high-load processing such as image recognition or voice and sound recognition. For example, telexistence services using robots and Virtual Reality (VR) or Mixed Reality (MR) technologies are now being developed. The ANA Avatar project ANA (2017) investigates use of robotics and techniques for transmitting tactile sensations to develop services through which users operate avatar robots to communicate at remote places as if they were actually there.

In such applications, application-level delay is a significant factor affecting service quality. However, communication distance and load concentrations can significantly increase application-level delay in cloud computing environments Baktir et al. (2017). Recently, multi-access edge computing (MEC) Hu et al. (2015); Taleb et al. (2017); Baktir et al. (2017) has been standardized to mitigate increases in application-level delay for delay-sensitive services. In an edge computing environment, computing resources and storage are allocated at the network edge so that processing required by end devices is performed at closer sites. This improves the responsiveness of applications by shortening communication distances and load distributions.

Because many new network-oriented services have developed to meet various user requests, it is important to consider service designs that can accommodate as many services as possible when deploying network services in a MEC environment. However, implementation costs increase if developers must reconstruct entire services to meet different user requests or to adapt to environmental variation such as device evolution. Moreover, MEC environment resources are not necessarily the same as those in a cloud computing environment. Specifically, MEC environment resources are limited by spatial restrictions, making it difficult to locate all possible services, such those on the edge that can adapt to each user request and environmental variation. It is therefore necessary to consider service structures that can change service behaviors in a flexible manner. Service function placement in MEC environments has been studied in, for example, Ouyang et al. (2018) and Liu et al. (2018), but most of them correspond to user mobility. We consider a service design where the developers can modify or add service functions in a flexible manner with less cost against changes of real environment and user requirements.

We have been investigating a core/periphery structure Csermely et al. (2013); Miele et al. (2019) that allows service components to effectively adapt to each user request and environmental variation. A core/periphery structure is a model for flexible and efficient information processing mechanisms in biological systems. Information processing units in a

core/periphery structure are classified as core or periphery units. Core units are densely composed with system constraints, and process information more efficiently. Periphery units, which are connected to core units, can have various configurations, allowing them to flexibly adapt to environmental changes surrounding the system and to build flexible, efficient information processing mechanisms with the core. The advantages of a core/periphery structure for accommodating information services, represented by chains of functions, were numerically investigated in our previous work Tsukui (2020), with the results showing that a core/periphery structure reduces developmental costs for accommodating various kinds of information services. Service based on a core/periphery structure adapts service behaviors to various user requests, devices, and real-world environmental changes where the end devices are located.

In this paper, we show that a core/periphery structure allows services to adapt to increasing the number of device types with low implementation cost, and evaluate the actual penalty of locating core functions on edge servers with regards to the service responsiveness through a service implementation. Unlike model-based evaluations, we implement a network-oriented MR service based on a core/periphery structure using actual MR devices and robots. Our implementation focuses on a shopping service, but service design based on a core/periphery structure is not limited to the shopping service and can be applied to other network services.

When designing services based on a core/periphery structure, it is necessary to consider which functions should be implemented as core units and which should be implemented as periphery units. We first investigate what kinds of functions would be required in a shopping service. To utilize the flexibility of a core/periphery structure, we regard as core functions those whose behaviors remain unchanged under changes to user requests or the real-world environment, and peripheral functions as those whose behaviors can change under such circumstances. In this way, core functions allow adaptation to the emergence of new services by adding or changing some peripheral functions instead of recreating entire services. We next evaluate the design of a service based on a core/periphery structure in terms of implementation cost and service responsiveness. The results shows that as compared to a conventionally designed service, the implementation cost for adding new functions of a service design based on a core/periphery structure is reduced without increasing service responsibility. We close with a summary of the advantages of service design based on a core/periphery structure, which are not numerically verified but are experienced through the service implementation.

The remainder of this paper is organized as follows. Section 2 describes related work on services that are currently being developed or are expected to be developed in the future. Section 3 describes the services targeted in this paper and a service design based on a core/periphery structure. Section 4 describes details of the service implementation and evaluation. Section 5 describes lessons learned from service implementation based on a core/periphery structure. Finally, Section 6 describes our conclusions and future work.

## 2 Current and Future Network-oriented Mixed Reality Services

This section describes network-oriented services that have been developed recently or are expected to be developed in the future.

### 2.1 Current Services

Telexistence services have been actively developed in recent years, and momentum for their social implementation has been rising. Telexistence aims at allowing people to feel as if they are actually at a remote place. TELESAR V Tachi (2016) is a telexistence master–slave system allowing users to feel present in a remote environment by transmitting not only video and audio, but also haptic sensations. ANA Avatar ANA (2017) is conceived as a new mode of instantaneous transportation allowing users to communicate and work as if actually present in remote places, using robotics and technologies for sending tactile sensations and allowing remote robot operations. ANA has begun testing via the ANA Avatar Museum, which allows users to view a remote aquarium, and ANA Avatar Fishing, through which users can remotely fish. A telexistence application using drones is also being developed Xia et al. (2019).

Existing conventional MR services implement service functions targeted for specific devices and specific functionality. Flexible service development is necessary to easily adapt to changes in users' requests on the real-world side, such as future development of devices and shifting locations. Moreover, users of a MR service send related information to the centralized server, and the information is processed, and then, the results are sent to the remote devices. Typically, the centralized server is located on the cloud in services such as the above-mentioned ANA Avatar. Conceptually, the centralized server can be a remote device; users directly communicate with remote devices. By developing service functions with design of a core/periphery structure, less part of the program code needs to be modified. In addition, service functions can be placed separately on cloud/edge servers, users' devices, and remote devices. More importantly, placing the service functions on edge servers has a potential to reduce application-level delay. Note, however, that separating service functions into core and periphery may lead to increased overhead at the function's processing delay and implementation cost. Therefore, it is necessary to design and implement the actual MR services by the concept of a core/periphery structure, and then measure the increased overhead.

VRPN (Virtual-Reality Peripheral Network) Taylor et al. (2001), which is used for developing VR services, is similar to the concept of core/periphery structure since it absorbs the difference of VR devices. In this paper, we use an MQTT (Message Queuing Telemetry Transport), which is a messaging protocol to absorb the differences between devices as a core function.

### 2.2 Future Services

Sixth-generation (6G) networks will allow development of services using technologies that would be difficult to sup-

port over fifth-generation (5G) networks. Within ten years, current remote interaction technologies will become obsolete, and new forms of interaction such as holographic and five-sensory communication will allow immersion in remote places Strinati et al. (2019). Tactile Internet and full-sensory digital reality can be realized by 6G networks Zhang et al. (2019). It has also been suggested that 6G networks will further support underwater and space communications, allowing deep-sea sightseeing and space travel Zhang et al. (2019).

Application-level delay, which significantly increases in cloud computing environments with communication distances and load concentrations, will be a significant factor for service quality in these applications Baktir et al. (2017). MEC is therefore expected to be further standardized Hu et al. (2015); Taleb et al. (2017); Baktir et al. (2017). In edge computing, computing resources and storage are allocated at the network edge, so that processing required by end devices is performed at closer sites. This improves the responsiveness of applications by shortening communication distances and optimizing load distributions. Our research group demonstrated that MEC environments improve the service quality of network-oriented MR services Takagi et al. (2019). The ETSI Industry Specification Group Sabella et al. (2019) suggests video content delivery, video stream analysis, and Augmented Reality (AR) as key use cases for MEC, and suggests guidelines for software developers.

Current mainstream services include audio and video transmission, but realizing transmission of information for the five senses will require construction of service systems that can handle multiple inputs and outputs. In this paper, we propose guidelines for service function placement in a core/periphery structure, a biological model for flexibly and efficiently processing information.

### 3 Service Design Based on a Core/Periphery Structure

This section describes a service design based on a core/periphery structure.

#### 3.1 Supposed Service for Network-oriented Mixed Reality

We consider a shopping service using MR and robots. Robots are placed in an actual store to allow users to shop from home as if they were actually there. Robots provide a video feed while moving about the store under user operations. Real-world information on the store side is added to videos delivered to users. Users can move robots with gamepads, gestures, or gaze. Figure 1 shows an overview of the shopping service and its functions.

Robot-side applications provide functions for moving, taking video, processing images, collecting and aggregating information around the robot, and adjusting movement speed so as not to collide with people or objects. User-side applications provide functions for displaying video, sending instructions to the robot, collecting and aggregating information around users, and detecting objects at a user-defined granularity.

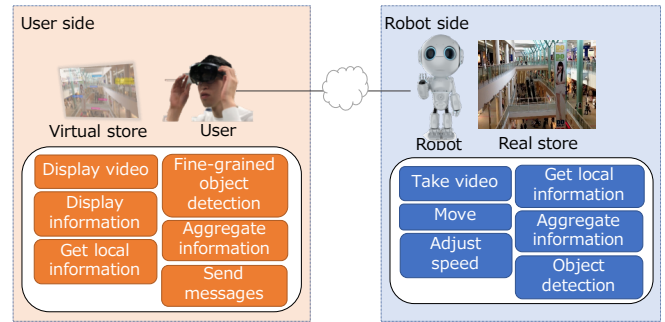


Figure 1. The presumed service and its functions.

#### 3.2 Service Decomposition Based on a Core/Periphery Structure

To design the service described in Section 3.1 based on a core/periphery structure, we divide the service functions into core and peripheral functions. This section discusses core and peripheral functions for video transfer and robot operations, and explains the process at each function in detail.

The service function provides a functionality to services. The functionality ranges from primitive functionality to auxiliary functionality or specific functionality. A service is then provided by selecting a set of service functions and by combining/chaining the service functions over the network. Note that the number of possible services drastically increases as the number of functions increases, which makes deployment cost being low by numerical examples in our previous work Tsukui (2020).

In this paper, we investigate the effectiveness of core/periphery design using the actual implementation of MR services. However, because we cannot design and implement all of the possible (MR) services, we select three services as service scenarios, and design/implement them by using functions for video transfer (Section 3.2.1) and for robot operation (Section 3.2.2).

##### 3.2.1 Video Transfer

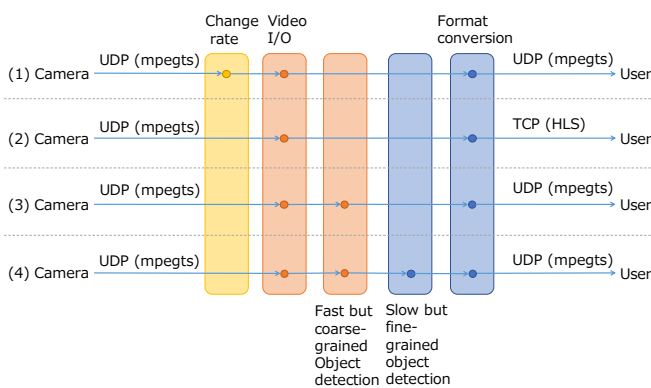
Functions for video transfer provide video capture and output, perform object detection, and distribute video to users. For video transfer, we consider three functions depending on user requests, devices, and real-world environments. First function is the video I/O. When a new camera or device is developed, the performance of the camera capturing the video may not match the performance of users' devices. In that case, the function to change the rate and resolution of the video is needed. Users can also change the video resolution and rate depend on the network environment they are placed in. Second function is object detection. Users switch object detection methods appropriate to the location of the robot or information the users want. For example, in a shopping service, when a robot is moving through the halls of a shopping mall or window shopping by walking a street, users may select fast but coarse-grained method, and when users want to know the detailed classification of a product in a specific store, they select slow but fine-grained method. Fine-grained object detection is supposed to be used at the user side to provide detailed information about the object based on the user's preference or intention. Also, when new object detection methods are developed, service developers implement

additional functions to support them. Third function is the video distribution. A video transfer service which requires real-time video transmission from robots to users may use UDP and mpeg-ts, and other video transfer service may use HLS (HTTP Live Streaming) for transmitting video to multiple users. HLS is a live streaming protocol using HTTP, which allows video delivery/playback to be executed on a web server/client. HLS can distribute video to multiple users at the same time, but HLS transfers the chunk of video with TCP, which makes the delay larger. Table 1 summarizes the functions for video processing that are used to realize service scenarios in Section 3.3.

**Table 1.** Service functions for video transfer.

Function	User requests	Processing
Video I/O	Real time	Change rates
	High-resolution	Change resolution
Object detection	Fast but coarse	Choose methods
	Slow but fine	
Video distribution	To one user	UDP-based protocol
	On a large scale	TCP-based protocol

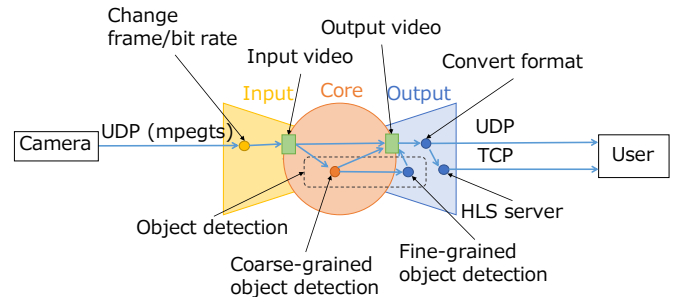
We decompose the service into functions, and consider which of those described in Section 3.1 are core functions and which are peripheral functions, based on the concept of a core/periphery structure in which core functions processes information more efficiently, while periphery functions have various configurations for flexibly adapting to environmental changes.



**Figure 2.** Examples of processing in video transfer. (1) Video providers change video frame or bit rates. (2) Video providers distribute video to multiple users. (3) Object detection with only a standard part is executed. (4) Object detection with a new part is executed.

Figure 2 shows examples of video transfer processing. When video providers want to change the video frame or bit rates to adapt to the amount of available resources, the video is processed before input. Users too can change the frame or bit rate. In that case, video is processed after output. Protocols and the video format can be changed at the video providers' request. For example, video providers use the

UDP-based transfer protocol to send video to a single user, and TCP-based protocols such as HTTP otherwise. When users want to know what is in the video, object detection is executed. There are various object detection methods, such as YOLOv3 Redmon and Farhadi (2018), which is fast and widely used, and Mask R-CNN He et al. (2017), which provides more detail but is slow. Users can adopt their preferred method. Orange functions in Fig. 2 are common core functions, while light orange and blue functions are peripheral functions.



**Figure 3.** Video transfer based on a core/periphery structure.

Figure 3 shows the core/periphery structure for video transfer, with orange fields indicating core functions, light orange fields indicating camera-side periphery functions, and blue fields indicating user-side periphery functions. Video is sent from the camera, whose frame and bit rates are adjusted based on provider requests as a peripheral function. The video then passes through core functions, including those for inputting video, outputting video, and the standard part of object detection. Finally, the video format and distribution protocol are selected and sent to users. By utilizing the flexibility of a core/periphery structure, all developers have to do is remake or add peripheral functions for adapting to different user requests, changes in the real-world environment where devices are placed, or device evolution.

### 3.2.2 Robot Operation

Robot operations provide functions for recognizing user actions, sending messages from users, accessing APIs, adjusting robot speeds to avoid obstacles, and collecting and aggregating information obtained from robots. For robot operations, we consider three functions depending on user requests, devices, and real-world environments. First function is command interfaces based on the users' devices, which includes either separately or in combination of gamepads, gestures, and gaze. Users select how to operate remote devices depending on the users' device type and its specification. In the future, as new command interfaces or devices are developed, new functions to use the new devices are developed and provided to users. Second function is the selection of a remote device to operate. Users select the remote devices e.g. robots and drones to operate based on the remote environment or users' requests. The APIs used in the service are switched accordingly. When new remote devices are developed, users can use the new remote devices. Third function is related to adapting changes in the real environment in which the robot is located. For example, when the robot is located in

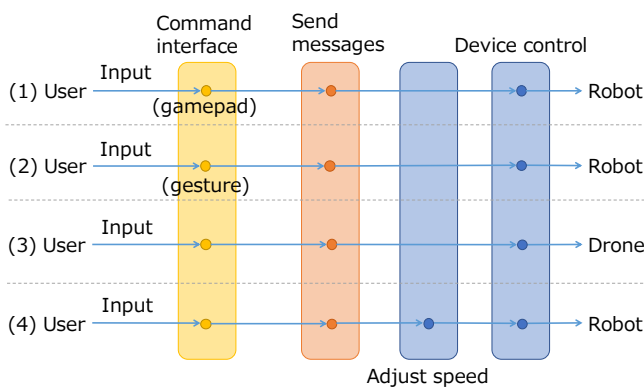


a crowded area, it moves slower, and when it is in a large area, it moves faster. Table 2 summarizes the functions for robot operation variation of service on different user requests/real-world environments for requests for robot operations.

**Table 2.** Variations of service for robot operations.

Function	User requests/Real-world environments	Variations of service
Command interface	Use gestures	Change interface
	Use gamepad Use gaze	
Device to control	Operate robots	Switch/Add APIs
	Operate drones	
Adjust robot speed	Some obstacles	Move robot slowly
	Slippy	
	No obstacles	Move robot speedily

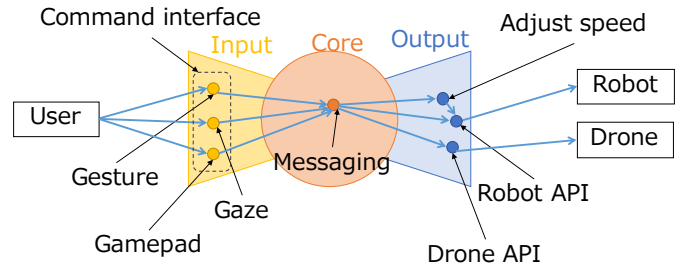
We decompose the service into functions and determined core functions as in Section 3.2.1. Figure 4 shows examples of processing for robot operations. When users operate a robot with gamepads or gestures, their device recognizes instructions and send messages based on the selected method. When users operate different devices such drones, service behavior after receiving user messages will change to access the robot or drone’s API. Furthermore, robot speeds are adjusted based on the surrounding environment. When there are no obstacles or crowds, users can speedily move robots. Otherwise, robots slow down to avoid collisions.



**Figure 4.** Examples of processing for robot operations.(1) User operates a robot with gamepad. (2) User operates a robot with gestures. (3) User operates a drone. (4) Robot speed adjusted based on the environment.

The function for send messages in robot operations is a common function, and therefore should be divided as a core function, rather than the whole service being performed as an all-in-one function. Figure 5 shows the core/periphery structure for robot operations. Functions for sending instruction messages from users and aggregating information obtained from robots are common, so they are core functions. Func-

tions for adapting to user requests and changes in the real-world environment, such as how to input user instructions, are peripheral functions. Functions for accessing robot APIs, collecting information such as the current robot position and adjusting movement speed are peripheral functions, because they change according to device type and real-world environment. Flexibility of a core/periphery structure allows developers to simply remake or add peripheral functions to adapt to varying user requests, environmental changes, and device evolution.



**Figure 5.** Robot operation based on a core/periphery structure.

### 3.3 Service Scenarios

We prepare two service scenarios for implementation. Note that we use a robot, PepperSoftbank Robotics (2014), for the implementation and did not use the Drone devices. The applicability to the Drone and other devices is discussed in Section 4.1.2. In the first, we modify robot behavior according to its real-world environment. This scenario realizes communication between robots’ peripheral functions for adjusting speed and core functions related to robots, object detection, and messaging. In the second scenario, we modify behavior of a user application based on the user’s real-world environment. This scenario realizes communication between user-side peripheral functions for displaying information and core functions related to users, information aggregation, and messaging.

#### 3.3.1 Behavior Based on the Real-world Robot Environment

The following describes a scenario in which robots modify their behavior based their real-world environment. Functions for robot operation and core/periphery functions are as follows:

- Core: Functions for transmitting instructions from the user to the robot and functions for object detection.
- Periphery: Functions for obtaining information near the robot, adjusting the robot movement speed, and aggregating information sent from multiple robots.

Figure 6 shows this scenario. There are users with MR headsets, robots, cameras, and edge servers on robot side. Orange functions are core functions. Blue functions are peripheral functions on robot side, and light orange functions are peripheral functions on user side. Users send instructions to robots, moving their bodies and heads by gamepads, gestures, and gaze. Robots can detect nearby obstacles and stop using

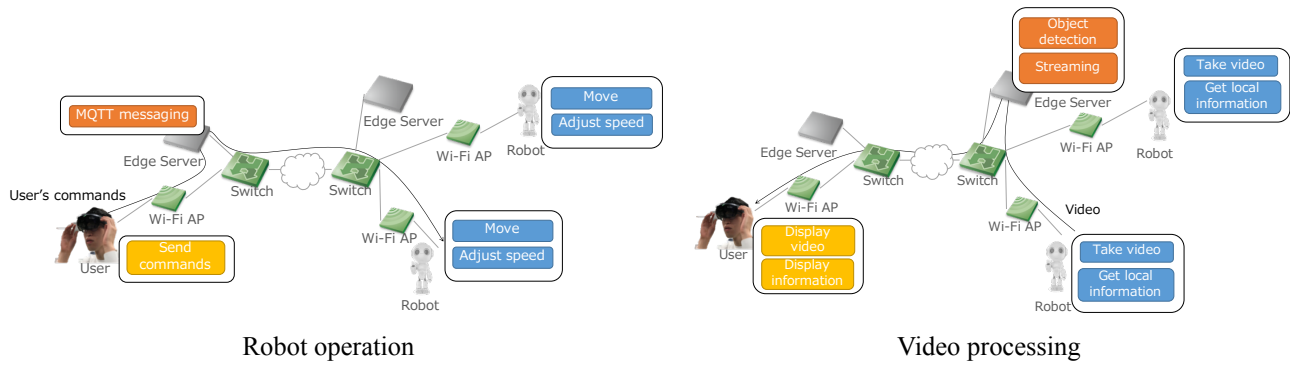


Figure 6. Service scenarios.

sensors. Video captured by robot-mounted cameras are sent to the edge servers, which perform object detection to recognize objects and persons around the robots. Object detection, a core function, needs to be performed in real time and requires powerful servers. These functions should thus be deployed on edge servers, not on end devices. The results of object detection are returned to robots. For example, when robots know that there are many people around them, they can reduce speed to avoid collisions. Moreover, information from robots can be aggregated on edge servers and shared with other robots for collision avoidance and the like.

### 3.3.2 Behavior Based on the Real-world User Environment

The following describes a scenario in which behavior is based on the real-world user environment. Core/periphery functions are as follows:

- Core: Functions for sending user instructions to robots and for aggregating information from multiple robots.
- Periphery: Functions for displaying video, detailed object information, and information about each robot.

Figure 6 shows this scenario. As a core function, store and robot information such as product information or communication status is collected at user-side edge servers. Users select which robot to operate only by communicating with an edge server while viewing aggregated information about stores and robots. Video sent from cameras is roughly classified by object type on robot-side edge servers. These functions perform real-time image processing and information aggregation, and thus are inappropriate for execution on end devices. To improve responsiveness, core functions should be performed on edge servers instead of the cloud. Then, detailed object detection is performed as a peripheral function on a user-side edge server. User devices collect personal information such as user tastes, what the user already owns, and purchase history, and this information is aggregated on an edge server. Using this personal information, the system can display content most appropriate for the user. For example, the application can recommend commodities based on previous frequent purchases, or can warn users of impending expiration dates for food.

## 4 Implementation and Evaluation of a Service Based on a Core/Periphery Structure

This section describes implementation details and evaluates the service based on Section 3.3.

### 4.1 Implementation of a Service Based on a Core/Periphery Structure

This section describes the implementation of our service. Although there is techniques such as inheritance in object-oriented languages as an implementation that is based on the concept of a core/periphery structure, in this paper, we implemented the core and peripheral functions as separate programs to locate core functions on edge servers and peripheral functions on robots or MR headsets. We implemented the service using only HoloLens devices on the user side and only robots on the remote side.

#### 4.1.1 Video Transfer

Video from cameras is sent to a robot-side edge server. Video is captured using OpenCV OpenCVteam (2005), then object detection is performed using a PyTorch implementation of YOLO v3 Redmon and Farhadi (2018). For video processing, mask R-CNN (Region-based Convolutional Neural Networks) He et al. (2017), an algorithm that surrounds detected objects with a rectangle and recognizes the object type for each pixel and colors it accordingly, can be used. The processed video is transmitted via UDP using ffmpeg FFmpeg team (2002) to HoloLens Microsoft (1991), an MR headset worn by users, for display. HoloLens is a standalone head-mounted computer made by Microsoft that displays holograms and recognizes user gaze and gestures to provide a MR experience.

#### 4.1.2 Robot Operation

HoloLens controller information is transmitted via Message Queuing Telemetry Transport (MQTT), a publish/subscribe-type protocol developed for frequent message exchange between IoT devices. Users use an Xbox controller that can connect to HoloLens. The available operations are as follows;

- Xbox controller: moving forward, backward, left, and right, with left stick, rotation with L button and R button, and resetting robot's neck rotation with X button
- gesture: moving forward, backward, left, and right with dragging, and rotation with holding
- gaze: robot's neck rotation synchronized with HoloLens direction

Because we use the MQTT for the core function, some of the robot operations here are easily extended to other devices such as Drone Mukherjee et al. (2020). Note again that we selected HoloLens and Pepper to evaluate the amount of the source code and to measure the application-level delay. The MQTT broker receives controller commands via HoloLens and sends them to a program running on the robot. The robot is a Pepper Softbank Robotics (2014) running a program developed using the programming tool Choregraphe. This program converts messages from the MQTT broker to the Pepper API.

Figure 7 shows a screenshot of the HoloLens application. Users can see video with the object detection results and a map made by Pepper displayed at the top left. The green dot represents Pepper's position.




Figure 7. A Screenshot of the HoloLens application.

## 4.2 Evaluation Metrics and Measurement

This subsection describes the evaluation metrics, namely implementation cost and service responsiveness, and how we measure those metrics.

### 4.2.1 Implementation Cost

Using the implemented service, we show that adopting a core/periphery structure lowers implementation costs.

We evaluate the number of lines of source code as the implementation cost, comparing source code size when the service is designed based on a core/periphery structure with the case where the service is not designed based on a core/periphery structure and implemented on an end device. Actually, the number of program code lines highly depends on a programming manner. However, because we implemented functions with the same programming manner,

and program code mainly consists of essential codes to prepare/handle API calls for each device, we use the number of program code lines for comparison. Comparisons between other programming manners may be possible with more implementations of MR services, but is left for our future work.

While knowledge and preparation of the development environment is also part of the implementation cost, such factors are difficult to numerically evaluate. Section 5 describes these and other lessons regarding service implementation.

### 4.2.2 Service Responsiveness

Because sending user instructions via an edge server can increase application-level delay compared with the case of directly sending instructions to robots, we measure and evaluate application-level delay as a penalty for using edge servers.

We measure times from when the HoloLens application publishes a message to return of robot sensor data to HoloLens directly, and through the edge server. Then, we compare these times to evaluate the effect of allocating core functions on an edge server. We regularly sent messages about 20 times from the HoloLens application and saved each message return time as  $t_1, t_2, \dots, t_{20}$ . We also record times when Pepper returned sensor data as  $t'_1, t'_2, \dots, t'_{20}$  in the HoloLens application. Then, we calculate the average of  $t'_1 - t_1, t'_2 - t_2, \dots, t'_{20} - t_{20}$  as the application-level delay.

Application-level delay is a one-way delay. However, since there are different system clocks between HoloLens and Pepper, accurate comparison of one-way delay is difficult. We therefore measure round-trip delay.

We construct a MEC environment using OpenStack located in Osaka.

## 4.3 Results

### 4.3.1 Implementation Cost

Figure 8 shows the relation between the number of device types at remote sites and the number of lines of source code for the connection establishment part (Fig. 8(a)) and for the messaging part (Fig. 8(b)). We omit the complete source code due to space limitations, but it is available at our GitHub repository Shiori (2022). The ‘‘Direct’’ represents the design not based on a core/periphery structure, and Core/Periphery represents the design based on a core/periphery structure. Solid lines in the figure represent the number of lines for two robot types, a Pepper and a presumed robot, and dashed lines represent the number of lines when using more than two robot types. We have not implemented the application with more than two robots, but predict that the number of lines will linearly increase because applications not based on a core/periphery structure require source code for establishing connections and messaging for each device API, resulting in a constant additional number of IF statements for each.

Figure 8 shows the effect of a design based on a core/periphery structure increases as the number of device types increases. Note that when a single type of device or a single type of service is implemented, the design based on a core/periphery structure is less effective. When additional type of remote devices are deployed for the service,

developers need to prepare service functions, i.e., write code, to establish connections and operations for the remote devices. Writing the code is necessary for both the design based on a core/periphery structure and the design not based on a core/periphery structure. However, in the application designed not based on a core/periphery structure, the amount of source code increases linearly against the increase of remote device since the service functions are dependent each other. In the application designed based on a core/periphery structure, developers can reuse these functions as core functions, and the amount of code is constant or increases marginally.

We considered both variation of devices at remote sites and variation of user-side devices. Both in services based on a core/periphery structure and those not based on this structure, developers must add source code for obtaining controller information, because this is a peripheral function. However, increasing the number of controller types also increases the number of source code parts to be added on the remote side, an effect that is mitigated by designing services based on a core/periphery structure. Therefore, developers can implement applications more easily by adopting a core/periphery structure.

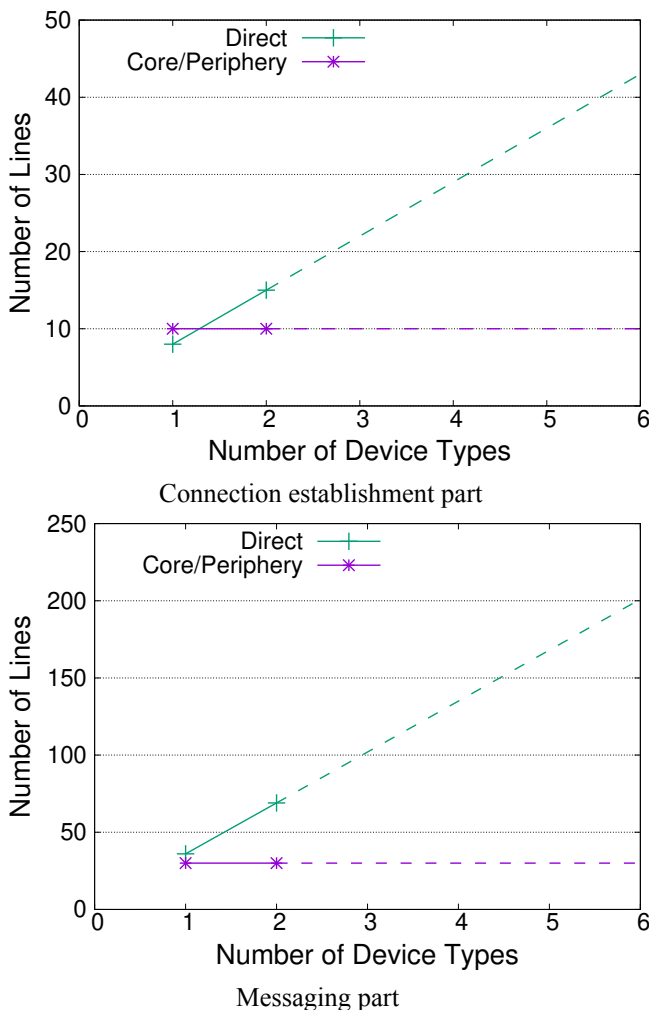


Figure 8. Number of lines of source code.

### 4.3.2 Service Responsiveness

Table 3 shows average, maximum, and minimum values for application-level delay, along with ping round-trip time (RTT) when the HoloLens application directly connects to the Pepper and when the HoloLens application connects to Pepper via edge servers. As shown in Table 3, the application-level delay in the case of Direct was 21 ms, and that in the case of Core on Edge was 52 ms. The difference between the two shows that the penalty for locating the core function, MQTT, on the edge server is 31 ms. The application-level delay in the case of Core on Edge is 52 ms, and the 52 ms delay is tolerable because humans' reaction time is around 190 ms for light stimuli. The results show that application-level delay when using MQTT on an edge server is about 52 ms. A 52 ms delay is tolerable because humans' reaction time is around 190 ms for light stimuli Galton (1899); von Fieandt et al. (1956); Welford (1977, 1980); Brebner, John M.T. and Welford, A.T. (1980). In combination with the results presented in Section 4.3.1, therefore, a service design based on a core/periphery structure reduces implementation costs without significantly deteriorating service responsiveness. Note that application-level delay when core functions are placed on the cloud<sup>1</sup> was 626 ms, which exceeds the tolerable delay due to the round-trip time. However, the penalty of separating service functions into core and periphery is the same as the "Core on Edge".

Table 3. Results of experiments measuring penalty of using an edge server.

	Direct	Core on Edge
Average [ms]	21	52
Max [ms]	24	263
Min [ms]	0	18
Ping RTT [ms]	-	1

## 5 Lessons from Service Implementation

This section presents lessons learned from service implementation based on a core/periphery structure, including factors that cannot be numerically represented.

First, developers do not need to consider device APIs and specifications. When a service is not based on a core/periphery structure, functions are not divided and user-side devices directly establish connections with remote devices. Developers need to know the APIs of many remote devices to write many parts of source code, including how to establish connections, how to move devices at remote sites, and the parameter settings such as the sensitivity to user operations, which are depend on the speed and other features of the remote device. By dividing functions based on a core/periphery structure, user-side developers need to know only user-side device APIs, and do not need to consider remote device APIs.

<sup>1</sup>AWS (Amazon Web Services) cloud host in Ohio, USA.



Furthermore, adopting a core/periphery structure absorbs differences in development environments. We implement the service using Unity. A 32-bit version of Unity is required to directly use the Pepper API from a user-side application, but 32-bit versions of Unity are no longer being developed. To develop for Pepper, therefore, we must use an old version of Unity and modify the source code as appropriate. When developing for devices that require an old development environment and those that require new ones, we need to know the APIs provided by both. When designing services based on a core/periphery structure, however, developers need to prepare an environment for the user-side device only, because core functions absorb differences in device specifications.

Second, we consider the implementation cost for sharing information among robots. A non-core/periphery service structure does not have edge servers. To share information such as positions, robots must establish connections with each other. Therefore, each time a new robot appears, developers must modify source code to allow other robots to connect with the new one. By designing services based on a core/periphery structure, since robots send information to only edge servers, where that information is aggregated, source code does not need to be changed even when new robots appear.

Third, we derive guidelines for service function placement in a core/periphery structure. Taking advantage of a core/periphery structure allows appropriate division of service functions and deployment of those functions to different servers or devices. If no functions are divided and deployed in the cloud or on end devices, new services must be entirely recreated to adapt to various user requests or device evolution. Furthermore, allocating core functions on edge servers and peripheral functions on end devices is the most effective in terms of service responsiveness and implementation cost, because it is possible to form feedback loops by short-distance communication between end devices and edge servers located near those devices and to adapt to real-world environmental changes.

## 6 Conclusion

We revealed implementation cost and actual penalty of services using a core/periphery structure, which is a known model for flexible behavior in biological systems, and evaluated it in terms of implementation cost and service responsiveness.

To utilize the flexibility of a core/periphery structure, we regard core functions as those with unchanging behaviors even when there are changes in user requests or the real-world environments, and peripheral functions as those whose behaviors can change under such circumstances. We implemented a service and evaluated the effects of a design based on a core/periphery structure under an experimental laboratory environment. These experiments showed that the penalty due to MQTT on an edge server is about 31ms. Taking advantage of a core/periphery structure allowed us to appropriately divide service functions and locate functions in a MEC environment, thus reducing implementation cost for adding new functions with little penalty.

In future work, we will evaluate implementation costs for object detection and feedback to robots, and for sharing information among robots. There is also a need for implementation and evaluation of the service using robots other than Pepper. Service design based on a core/periphery structure is more efficient when there are various devices, but in this paper we implement and evaluate a service using only one kind of headset and robot.

## Availability of data and materials

The datasets generated and/or analysed during the current study are available in the GitHub repository, at <https://github.com/s-takagi15/HoloLens-Peppercontroller>.

## Competing interests

The authors declare that they have no competing interests.

## Funding

This research was funded by the National Institute of Information and Communications Technology (NICT) in Japan.

## Authors' Contributions

MM have contributed to the conception of this study. ST and SA designed our application. ST performed the experiments. ST is the main contributor and writer of this manuscript. All of authors have read and approved the final manuscript.

## References

- ANA (2017). ANA Avatar. Available online at <https://ana-avatar.com>.
- Baktir, A. C., Ozgovde, A., and Ersoy, C. (2017). How can edge computing benefit from software-defined networking: A survey, use cases, and future directions. *IEEE Communications Surveys Tutorials*, 19(4):2359–2391. DOI: 10.1109/COMST.2017.2717482.
- Brebner, John M.T. and Welford, A.T. (1980). Introduction: an historical background sketch. *A. T. Welford (Ed.), Reaction Times. Academic Press, New York*, pages 1–23.
- Csermely, P., London, A., Wu, L.-Y., and Uzzi, B. (2013). Structure and dynamics of core-periphery networks. *Journal of Complex Networks*, 1:93–123. DOI: 10.1093/com-net/cnt016.
- FFmpeg team (2002). FFMpeg. Available online at <https://www.ffmpeg.org/>.
- Galton, F. (1899). On instruments for (1) testing perception of differences of tint and for (2) determining reaction time. *Journal of the Anthropological Institute*, 19:27–29.
- He, K., Gkioxari, G., Dollár, P., and Girshick, R. (2017). Mask R-CNN. In *Proceedings of 2017 IEEE International Conference on Computer Vision (ICCV)*, pages 2980–2988. DOI: 10.1109/ICCV.2017.322.

- Hu, Y. C., Patel, M., Sabella, D., Sprecher, N., and Young, V. (2015). Mobile edge computing a key technology towards 5G. *ETSI White Paper*, (11).
- Liu, G., Wang, J., Tian, Y., Yang, Z., and Wu, Z. (2018). Mobility-aware dynamic service placement for edge computing. *EAI Endorsed Transactions on Internet of Things*, 5:163922. DOI: 10.4108/eai.13-7-2018.163922.
- Microsoft (1991). Microsoft HoloLens. Available online at <https://www.microsoft.com/ja-jp/hololens>.
- Miele, V., Ramos-Jiliberto, R., and Vázquez, D. P. (2019). Core-periphery dynamics in a plant-pollinator network. *bioRxiv*. DOI: 10.1101/543637.
- Mukherjee, A., Dey, N., and De, D. (2020). Edgedrone: QoS aware MQTT middleware for mobile edge computing in opportunistic internet of drone things. *Computer Communications*, 152:93–108. DOI: <https://doi.org/10.1016/j.comcom.2020.01.039>.
- OpenCVteam (2005). OpenCV. <https://opencv.org>.
- Ouyang, T., Zhou, Z., and Chen, X. (2018). Follow me at the edge: Mobility-aware dynamic service placement for mobile edge computing. In *2018 IEEE/ACM 26th International Symposium on Quality of Service (IWQoS)*, pages 1–10.
- Redmon, J. and Farhadi, A. (2018). YOLOv3: An incremental improvement. *CoRR*, abs/1804.02767.
- Sabella, D., Sukhomlinov, V., Trang, L., Kekki, S., Paglierani, P., Rossbach, R., Li, X., Fang, Y., Druta, D., Giust, F., Cominardi, L., Featherstone, W., Pike, B., and Hadad, S. (2019). Developing software for multi-access edge computing. *ETSI White Paper*, (20).
- Shiori, T. (2022). HoloLens-peppercontroller. Available online at <https://github.com/s-takagi15/HoloLens-Peppercontroller>.
- Softbank Robotics (2014). Pepper the humanoid robot - SoftBank Robotics. Available online at <https://www.softbankrobotics.com/emea/en/pepper>.
- Strinati, E. C., Barbarossa, S., Gonzalez-Jimenez, J. L., Ktenas, D., Cassiau, N., Maret, L., and Dehos, C. (2019). 6G: The next frontier: From holographic messaging to artificial intelligence using subterahertz and visible light communication. *IEEE Vehicular Technology Magazine*, 14(3):42–50. DOI: 10.1109/MVT.2019.2921162.
- Tachi, S. (2016). Telexistence: Enabling humans to be virtually ubiquitous. *IEEE Computer Graphics and Applications*, 36(1):8–14.
- Takagi, S., Kaneda, J., Arakawa, S., and Murata, M. (2019). An improvement of service qualities by edge computing in network-oriented mixed reality application. In *2019 6th International Conference on Control, Decision and Information Technologies (CoDIT)*, pages 773–778. DOI: 10.1109/CoDIT.2019.8820388.
- Taleb, T., Samdanis, K., Mada, B., Flinck, H., Dutta, S., and Sabella, D. (2017). On multi-access edge computing: A survey of the emerging 5G network edge cloud architecture and orchestration. *IEEE Communications Surveys Tutorials*, 19(3):1657–1681. DOI: 10.1109/COMST.2017.2705720.
- Taylor, R. M., Hudson, T. C., Seeger, A., Weber, H., Juliano, J., and Helsler, A. T. (2001). VRPN: A device-independent, network-transparent vr peripheral system. In *Proceedings of the ACM Symposium on Virtual Reality Software and Technology*, page 55–61, New York, NY, USA. Association for Computing Machinery. DOI: 10.1145/505008.505019.
- Tsukui, Y. (2020). On network function virtualization for dynamically changing service requests based on a core/periphery structure. Master’s thesis, Graduate School of Information Science and Technology, Osaka University.
- von Fieandt, K., Huhtala, A., Kullberg, P., and Saarl, K. (1956). Personal tempo and phenomenal time at different age levels. *Reports from the Psychological Institute*, 2.
- Welford, A. T. (1977). Motor performance. in j. e. birren and k. w. schaeie (eds.), *handbook of the psychology of aging. Van Nostrand Reinhold, New York*, pages 450–496.
- Welford, A. T. (1980). Choice reaction time: Basic concepts. *A. T. Welford (Ed.), Reaction Times. Academic Press, New York*, pages 73–128.
- Xia, X., Pun, C., Zhang, D., Yang, Y., Lu, H., Gao, H., and Xu, F. (2019). A 6-DOF telexistence drone controlled by a head mounted display. In *2019 IEEE Conference on Virtual Reality and 3D User Interfaces (VR)*, pages 1241–1242. DOI: 10.1109/VR.2019.8797791.
- Zhang, Z., Xiao, Y., Ma, Z., Xiao, M., Ding, Z., Lei, X., Karagiannidis, G. K., and Fan, P. (2019). 6G wireless networks: Vision, requirements, architecture, and key technologies. *IEEE Vehicular Technology Magazine*, 14(3):28–41. DOI: 10.1109/MVT.2019.2921208.